

Driving with Andrew Sinker ADI

Theory Test Help



Find me on:

- Facebook – [click here](#)
- Twitter - @AndrewSinker
- Email - andy.sinker@yahoo.com
- Mobile – 07745671702
- Website [click here](#)

Remember if you need to cancel a lesson 48 hours' notice needs to be given, otherwise you may still be charged for the lesson.

Please DO NOT book your driving test unless you have spoken to me. I must ensure that you are test ready before test day as I have a duty of care for the examiner. If I believe that you are not test ready, I am not allowed to let you have your test.

If you would like extra support with driving nerves or theory test preparation, please let me know as I subscribe to the Theory Test Pro app, where I can look at data to be able to offer you extra support. Additionally, I subscribe to an online course to help assist with driving and driving test nerves.

I hope you enjoy your lessons, and I would really appreciate it if you could leave me a review to ensure that future students are able to feel as comfortable as possible before they start their lessons. This can be done by following the links below. Thank you.

- On Google [Click here](#)
- On Facebook [Click here](#)

This activity pack is a bit of fun to help you with your theory test and to help with your practical lessons. There is also advise as to where you will be able to find additional support.

The answers are at the back of the book. I hope you enjoy it.
Andy

For a free copy of the highway code [click here](#)
For a free copy of know your road signs [click here](#)

Theory Test

Your theory test is valid for 2 years. The Theory Test pass mark is 86%, so you'll need to answer 43 out of 50 multiple choice questions and you will see 1 video clip that you will be asked a question about (you can rewatch the clip). For the Hazard Perception section of the test, where you will need to click the mouse button (it does not need to be on the hazard itself, anywhere on the screen will work), when you see a hazard. A hazard is something that may cause you change speed or direction. When the hazard starts to develop your scoring will start at 5 points but the longer it takes you to spot the hazard the lower your score will be. If you click continually or in a pattern you may get a zero for that clip as the computer could detect possible cheating. You need to score 44 out of 75. You must score a pass in both sections of the Theory Test to pass the overall test. If you are unsuccessful on one section, you will not pass and you must pass both sections at the same time.

To see information from the DVSA on YouTube [click here](#)

How to book your theory test

To book your theory test click [here](#) and it will connect you to the booking page

You will need:

- UK driving licence number
- email address - you have to book by phone if you don't have one
- credit or debit card

You must have lived in England, Wales or Scotland for at least 185 days in the last 12 months before the day you take your theory or driving test.

Some help available for your theory test

There is a lot of help available that I have not listed below, I have found useful.

Apps



Driving Test Success.



DVSA



Theory Test Pro (speak to Andy for access)


Books



Highway Code



Know your traffic signs



The Official DVSA Theory Test



The Official DVSA Guide to driving

Podcasts



5 Minute Theory <https://podcasts.apple.com/gb/podcast/5-minute-theory/id1555000420>

Youtube



Theory Test Pro <https://www.youtube.com/@TheoryTestPracticeOnline>



Things that can be a distraction in the car:

Wordsearch

B	A	N	F	R	K	N	R	U	O	W	A	F	H	M	T	D
C	Q	G	N	I	H	C	A	E	R	X	S	T	D	F	E	W
H	W	V	N	B	Y	H	Z	B	O	D	M	F	W	O	I	G
Y	Y	P	A	W	Q	A	L	C	O	H	O	L	E	P	N	F
U	D	K	Y	W	E	N	A	J	J	L	B	G	S	I	G	J
D	U	O	D	R	U	G	S	G	V	I	I	E	T	G	P	D
A	J	C	N	D	S	I	A	L	A	X	L	A	K	B	G	S
Z	S	T	C	E	S	N	I	E	N	L	E	Z	U	P	F	W
O	M	Y	S	L	Q	G	C	J	T	V	P	S	W	V	U	A
L	B	A	V	P	M	M	T	W	A	A	H	C	M	L	U	Z
S	Q	U	D	G	V	U	X	U	S	M	O	K	I	N	G	B
A	N	I	M	A	L	S	Y	W	N	O	N	S	V	T	H	H
N	E	T	Y	D	O	I	R	F	R	I	E	N	D	S	Q	J
G	T	R	O	G	G	C	V	K	M	Q	S	M	T	P	U	O
E	O	B	X	E	B	U	M	C	I	V	A	C	P	U	C	P
R	P	L	U	T	W	P	T	L	D	A	L	Y	Y	I	A	L
L	I	O	L	S	W	I	T	C	H	E	S	M	K	U	O	P

ALCOHOL

ANGER

DRUGS

FRIENDS

INSECTS

REACHING

SMOKING

ANIMALS

CHANGING MUSIC

EATING

GADGETS

MOBILE PHONES

SATNAV

SWITCHES

The average person spends £206,000 on cars in their lifetime.

The person who invented cruise control was blind.

The **first person** killed by an automobile was Bridget Driscoll when she was knocked down by an automobile doing 4 mph.

The average driver spends 5 months of their life waiting at traffic lights.

It is illegal to drive with snow on top of your car.

There are more cars than drivers in L.A.

Interesting Facts about driving

Driving at a speed deemed too low can get you a fine of £100 and 3 points on your licence.

It's illegal to pay with your phone at a drive thru as you are still in control of your car.

Splashing someone by driving through a puddle can get you a fine.

It's illegal to make a profit by giving someone a lift in your car.

A driver can only use an electronic device when the engine is off, and the handbrake is applied.

UK motorists drive the equivalent of Nottingham to Sydney every year.

Rule 248 of the Highway Code states that after dark, "a car must not be parked at the side of the road facing against the direction of traffic unless in a recognised parking space"

Motorists can be fined £1000 for swearing at fellow road users

Warning other road users about speed traps could get you a £1000 fine under section 89 of the Police Act 1996.

Conditions that can leave you facing a £1000 fine if they lead to an accident and you haven't declared them include suffering from déjà vu or an eating disorder, and even having recently had a Caesarean section.

The world's first speeding ticket was given to someone driving at 8mph.


Romans were the first people to drive on the left. As most people are right hand and eye dominant, they were able to draw their sword with their right hand and they are able to see better with their right eye.

It is believed the Napoleon made the French drive on the Right-hand side of the road as he was left-handed.

Stopping Distances Crossword

When we need to stop the car the shortest distance that we can stop is called our stopping distance. Many factors will influence how quickly we are able to stop. For example, the quality and condition of the tyres. The total stopping distance is made up of the thinking distance (the time it takes you to start braking) and braking distance (the time it takes once you have applied the brake).

Below is a crossword to help you learn your stopping distances. All the answers are in metres.



ACROSS

1. What is the braking distance at 20mph?
4. What is the total stopping distance at 70mph?
5. What is the thinking distance at 60mph?
7. What is the thinking distance at 50mph?
9. What is the thinking distance at 40mph?

DOWN

1. What is the braking distance at 70mph?
2. What is the braking distance at 30mph?
3. What is the thinking distance at 30mph?
6. How fast would you be going if your stopping distance is 23 meters?
8. How fast does a car need to be going at to stop at 12 meters?

Spot the 6 differences



Name the Road Sign?

The signing system

There are three basic types of traffic sign: signs that give orders, signs that warn and signs that give information. Each type has a different shape. A further guide to the function of a sign is its colour. All triangular signs are red.



Circles give orders. White with a red border give you must not orders, where blue signs give you must orders.




Triangles give warnings.



Rectangles give information

For further information please follow this link for The Department of Transport, Know Your Traffic Signals free booklet. [Click here](#) .

Have a go at recognising some common traffic signals:



Link the Road Markings

Markings on the road are used as well as traffic signals. They also give us information or orders. Ensure you familiarise yourself with the road markings. Please read The Department of Transport, Know Your Traffic Signals free booklet. [Click here](#).

Have a go at recognising the road markings below on the left with the description on the right:



Stop at the junction.



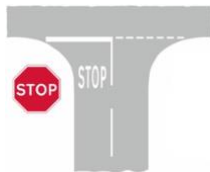
Give way, you must give way to traffic on the major road.



No parking.



Diagonal white lines (hatched markings) with solid lines. Often used to separate traffic. With a solid line around it you must not enter the area except in an emergency



No overtaking on our side of the road. Traffic on the other side of the road may overtake if it is safe to do so.



Diagonal white lines (hatched markings). Often used to separate traffic. With broken lines you should not enter any hatched areas with a broken line unless it is safe to do so.

My wife is taking me losing weight too far. She has even taken the carb-orator off my car!!

I washed my car today with my son. I really need to get a sponge.

I offered a lift to a frog yesterday. I told him to "Hop in"

My friend crashed his car last weekend. I can tell you that Mercedes bends.

What does Woody from Toy Story say when he enters a car showroom?
"Audi"

What is the most tired part of a car?
The exhaust pipe.

What did the jack say to the car?
"Can I give you a lift?"

Apparently I snore so loud it scares people. Especially when I'm driving.

I saw a sign saying "Watch for children", I thought "that's a good swop"

A lorry with Vicks vapor rub has just overturned on the motorway. Police said there will be no congestion for up to 8 hours.

What happens when a frog parks in a no-parking space?
It gets toad away.

Driving jokes (just for fun)

A magician was driving down the road when he turned into a driveway.

Due to lockdown I hadn't driven for a while so I put the car in reverse. That took me back.

I am driving through Greenwich but I am so early. I'm not sure what to do in the Mean Time.

I was driving under a tunnel with strangers when my wrist began to hurt. Turns out I had carpool syndrome.

A man and his wife were driving through a safari park when they see some monkeys in a tree. "Relatives of yours?" the man asks sarcastically. "Yes" his wife replies "My in-laws"

I was driving past a cemetery when I told my son that people living in this city could not be buried in this cemetery. He was confused and asked "why?" I replied "because they are still alive".

A man was stopped by the police with 16 penguins in the back of his car. The policeman told him he had to take them to the zoo. The following day the policeman pulled over the same driver, who still had the penguins in his car. The policeman said "I thought I told you to take them to the zoo." The man replied "I did that yesterday, today we are going to the park."

I got 44 out of 50 in my driving test. The other 6 managed to jump out of the way.

Someone was driving down the motorway when their passenger said "Do you realise you are doing 77mph?" The driver replied "so are you".


Why does Spiderman hate driving with his evil twin?

because he's a bad parallel Parker.

Fill the blanks.

Below are some sentences with a word missing. Below is a word box. Finish the sentence using a word from the word box. Each word will only be used once.

1. Yellow lines are painted across the road on the approach to some roundabouts to make you aware of your _____.
2. Your head restraint on your seat needs to be positioned at least as high as your _____ or top of the _____.
3. When passing a _____, you need to drive past slowly, leaving plenty of _____. Ensure you don't rev your _____.
4. When driving through shallow water fitted with manual transmission you should drive _____ in first gear. Keeping the _____ high.
5. When driving past a parked vehicle you need ensure you keep at least a _____ width away. If you cannot move around the vehicle at least a doors width due to the road not been wide enough remember 'less _____, less _____.
6. You need your fog lights on when visibility is less than one hundred _____.
7. At night if there is oncoming traffic you will need to drive with your _____ on. If you are on a country lane with no oncoming traffic you can use your _____.



Driving Acronyms

In driving we use different acronyms to help us remember the sequence that ideally, we should complete tasks in. Have a go at the acronyms below.

D _____	M _____
S _____	S _____
S _____	P _____
S _____	S _____
M _____	L _____

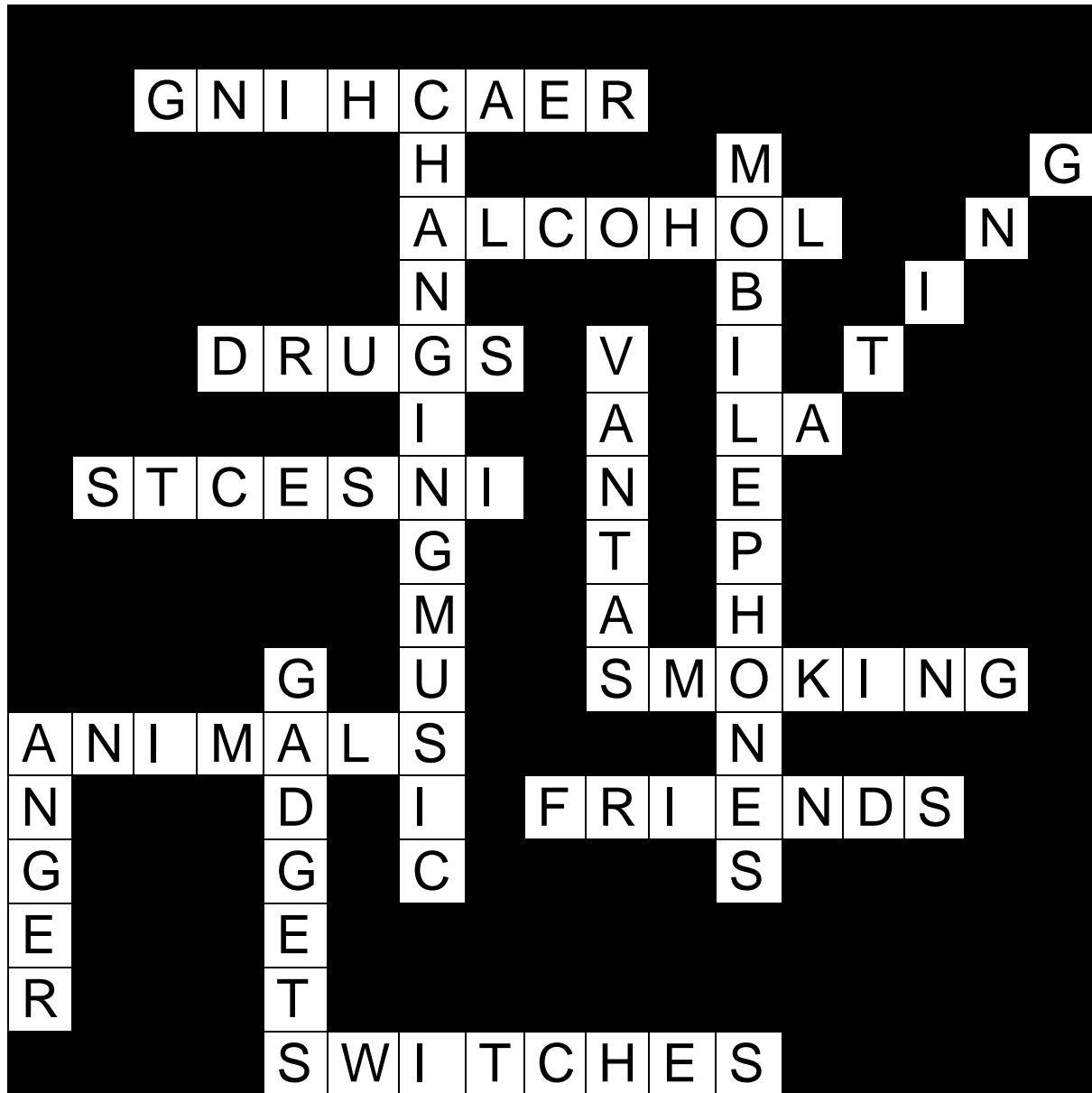
L _____	M _____
A _____	S _____
D _____	M _____
A _____	

P _____	O _____
O _____	U _____
M _____	T _____

ANSWERS

Things that can be a distraction in the car

Wordsearch (page 5)



ALCOHOL

ANGER

DRUGS

FRIENDS

INSECTS

REACHING

SMOKING

ANIMALS

CHANGING MUSIC

EATING


GADGETS

MOBILE PHONES

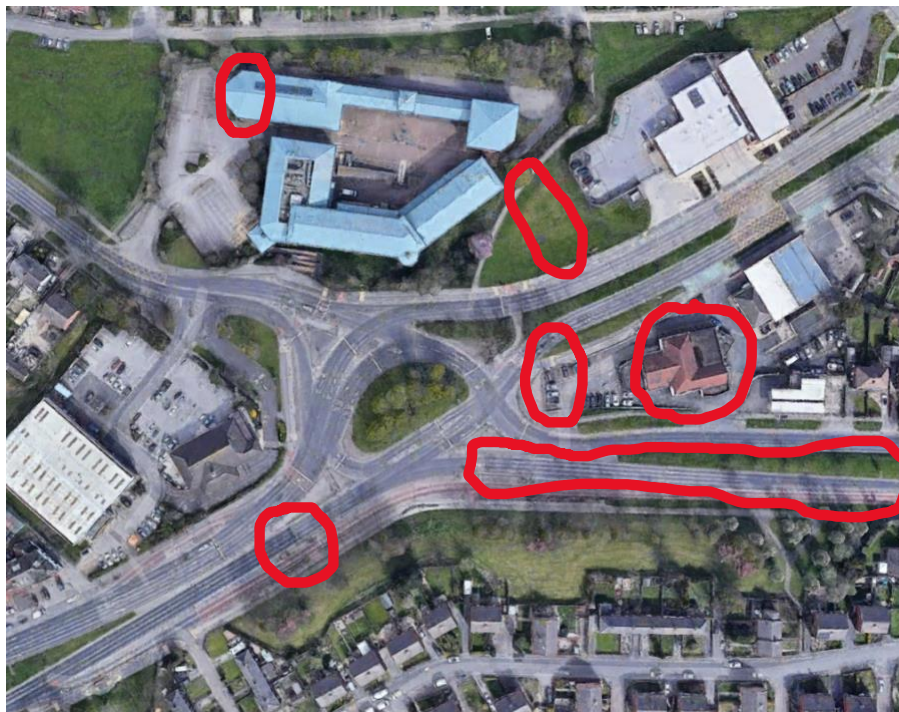
SATNAV

SWITCHES

Stopping distance crossword answers (page 7)



Spot the difference (page 8)



Path appeared

Bus lane gone from full time to part time

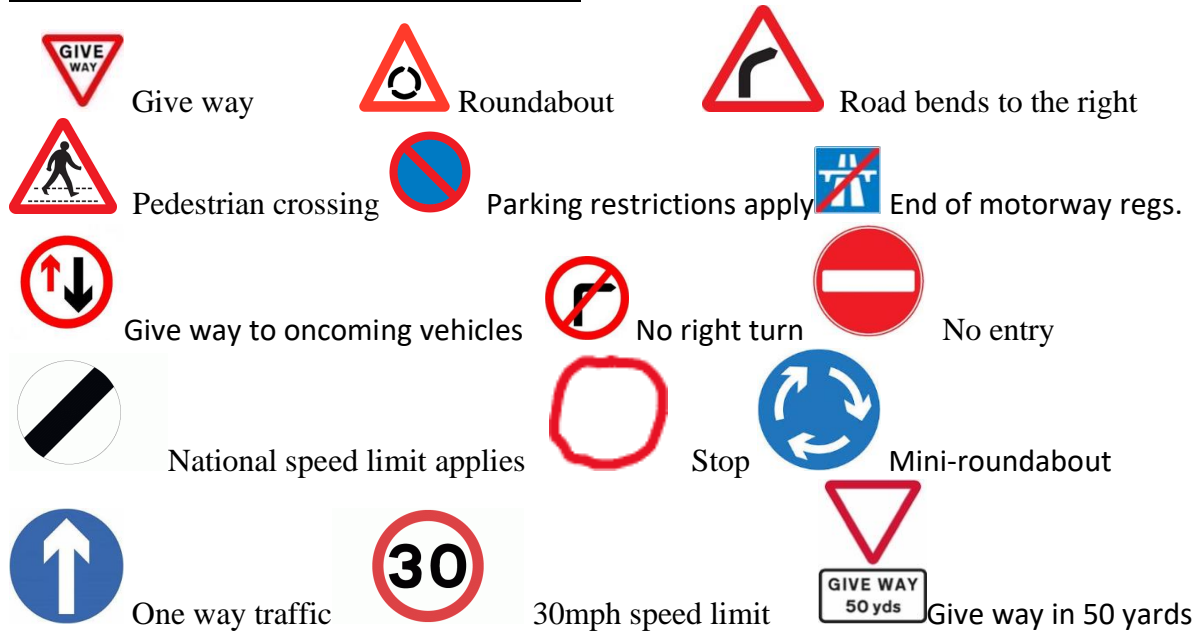
Roof different colour

Roof shaped different

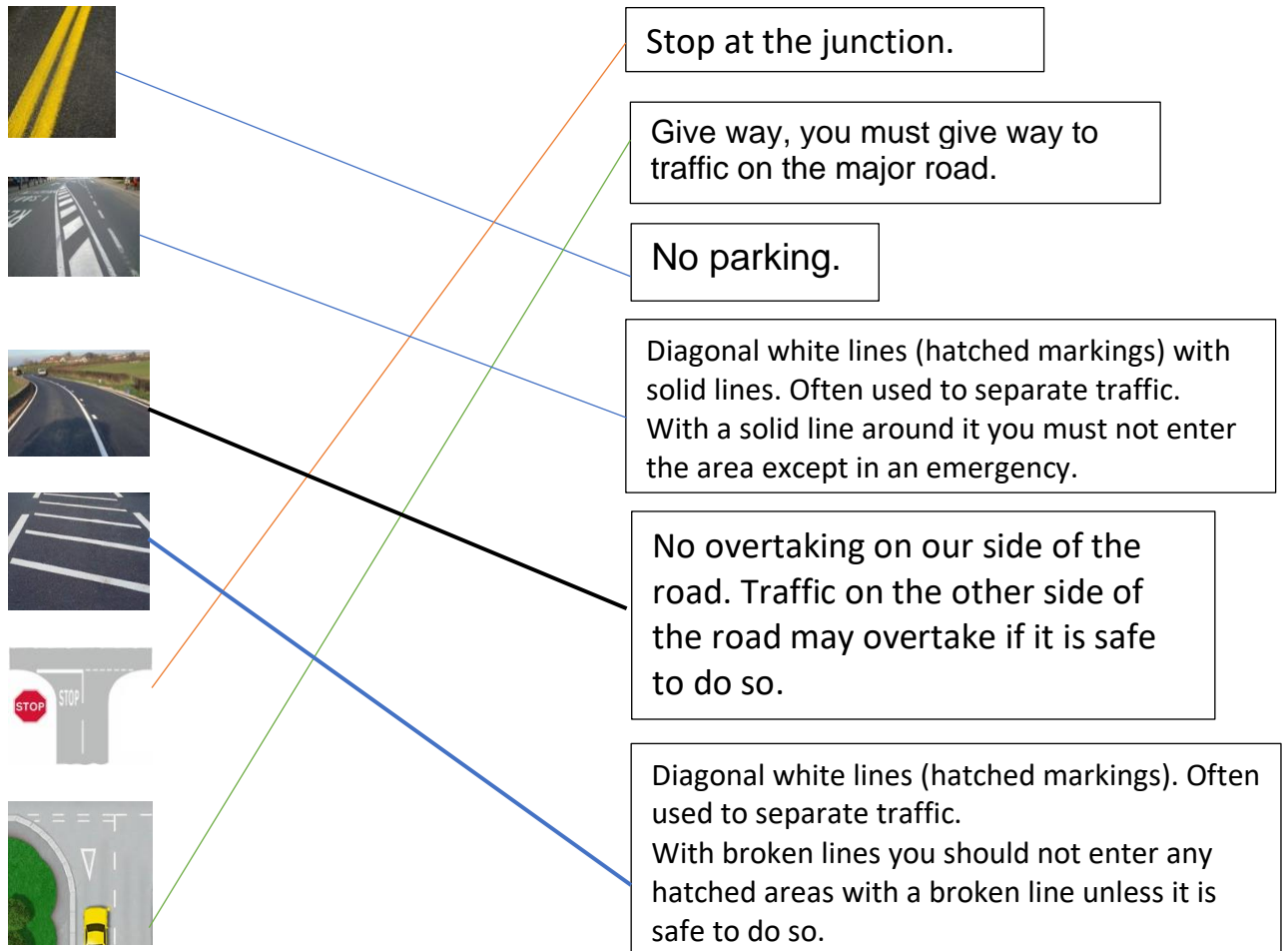
Cars missing from car park

Stop area for bike stopping area gone

Name the road signs (page 9)



Link the road markings (Page 8)



Fill the blanks (page 12)

1. Yellow lines are painted across the road on the approach to some roundabouts to make you aware of your **speed**.
2. Your head restraint on your seat needs to be positioned at least as high as your **eyes** or top of the **ears**.
3. When passing a **horse**, you need to drive past slowly, leaving plenty of **room**. Ensure you don't rev your **engine**.
4. When driving through shallow water fitted with manual transmission you should drive **slowly** in first gear. Keep the **revs** high.
5. When driving past a parked vehicle you need to keep at least a **doors** width away. If you cannot give it a doors width due to the road not been wide enough remember 'less **space**, less **pace**.
6. You need your fog lights on when visibility is less than one hundred **meters**.
7. At night if there is oncoming traffic you need to drive with your **dipped beam** on. If you are on a country lane with no oncoming traffic you can use your **main beam**.

Driving Acronyms (page 13)

DSSSM – This is done when you set up a car for a new driver. This can be called a cockpit check or cockpit drill. It is recommended that the set-up is done in this order as it ensures that you should not have to go back to have to adjust.

Doors – Ensure all doors are closed

Seat – Position your seat in the correct position

Steering – Make sure your steering wheel is in the correct position

Seat belt – Put on your seatbelt

Mirrors – Adjust your mirrors

MSPSL – On approaching a junction

Mirrors – Check your mirrors to see what is behind you

Signal – Let other road users know your intentions

Position – Position your vehicle in the correct position in the road

Speed – Adjust your speed

Look – Check where you're going and any obstructions you have or may have

LADA – When you may need to cross traffic

Look - Check the traffic approaching and the surrounding area

Assess – Judge the area and any traffic around

Decide – Ensure you know if it is safe to continue

Act - Upon your decision

MSM – When you're going to carry out any manoeuvre

Mirror – Know your surroundings

Signal – If one is needed

Manoeuvre/Move – Carry out the task if it is safe to do so, with good observations throughout

POM – when you get the car ready to move

Prepare – Get the car ready to move

Observe – Carry out effective observations

Move – When it's safe to do so

OUT – Help with observations when your view is blocked by an obstacle

Over – Looking over the obstacle

Under – Looking under the obstacle

Through – Looking through any gaps or glass